

European 24-Hour Championship

Live Leaderboard Solo

ALL RESULTS ARE PROVISIONAL AS OF 11:00 AM

Country	Place	Bib	Name	Country	Age	Laps	Distance	RacePace/KM	LastLapPace/KM	LastLapSplit	Down
Male											
	1	132	Andrzej	POL	37	217	265.41 km	5:25	5:44	07:00	*
	2	46	Stephane	FRA	52	215	263.54 km	5:26	6:51	08:22	-2 LAP
	3	119	Aleksandr	LTU	36	213	260.99 km	5:29	8:31	10:25	-4 LAP
	4	148	Nicolás De	ESP	53	210	257.74 km	5:33	8:22	10:14	-7 LAP
	5	65	Daniel	GBR	45	207	253.43 km	5:40	6:11	07:33	-10 LAP
	6	23	Radek	CZE	43	205	251.19 km	5:43	5:40	06:56	-12 LAP
	7	126	Bjoern Tore	NOR	39	204	249.75 km	5:45	5:01	06:08	-13 LAP
	8	158	Johan	SWE	44	202	247.14 km	5:49	6:45	08:15	-15 LAP
	9	42	Ludovic	FRA	53	201	246.52 km	5:49	5:31	06:45	-16 LAP
	10	47	Patrick Ruiz	FRA	48	200	244.56 km	5:53	12:31	15:18	-17 LAP
	11	67	James	GBR	42	199	244.35 km	5:52	4:34	05:36	-18 LAP
	12	74	Marcel	GER	31	198	242.81 km	5:54	6:05	07:26	-19 LAP
	13	105	Enrico	ITA	33	198	242.39 km	5:55	7:41	09:23	-19 LAP
	14	73	Christof	GER	47	197	241.94 km	5:55	6:19	07:44	-20 LAP
	15	78	Stefan	GER	30	197	241.19 km	5:57	7:34	09:15	-20 LAP
	16	91	Norbert	HUN	36	194	237.40 km	6:03	6:13	07:36	-23 LAP
	17	64	Steven	GBR	53	194	237.36 km	6:03	7:22	09:01	-23 LAP
	18	89	Zoltán	HUN	33	191	233.85 km	6:08	10:52	13:18	-26 LAP















European 24-Hour Championship

Live Leaderboard Solo

Country	Place	Bib	Name	Country	Age	Laps	Distance	RacePace/KM	LastLapPace/KM	LastLapSplit	Down
	19	97	Eoin Keith	IRL	49	190	232.65 km	6:10	5:37	06:52	-27 LAP
	20	85	Georgios	GRE	40	189	231.44 km	6:12	9:46	11:57	-28 LAP
	21	135	Łukasz	POL	35	185	226.93 km	6:19	7:37	09:19	-32 LAP
	22	175	Florin	ROU	43	184	225.98 km	6:18	11:07	13:35	-33 LAP
	23	57	Ville	FIN	44	183	224.30 km	6:24	5:56	07:15	-34 LAP
	24	142	Mirko	SLO	52	183	223.71 km	6:25	8:04	09:52	-34 LAP
	25	44	Guillaume	FRA	42	181	221.33 km	6:30	12:50	15:42	-36 LAP
	26	147	Javier	ESP	43	180	221.17 km	6:29	4:48	05:52	-37 LAP
	27	16	Hristo	BUL	23	180	220.09 km	6:28	5:20	06:31	-37 LAP
	28	107	Paolo	ITA	43	179	219.94 km	6:30	8:06	09:54	-38 LAP
	29	43	Thierry	FRA	49	179	219.02 km	6:34	5:12	06:22	-38 LAP
	30	157	Dan Välitalo	SWE	47	178	218.21 km	6:34	5:43	07:00	-39 LAP
	31	99	Aidan	IRL	45	178	218.02 km	6:35	7:07	08:42	-39 LAP
	32	133	Przemyslaw	POL	44	178	218.02 km	6:35	4:38	05:40	-39 LAP
	33	88	Tivadar	HUN	45	178	217.96 km	6:35	10:52	13:17	-39 LAP
	34	36	Carsten	DEN	48	177	217.28 km	6:35	7:46	09:30	-40 LAP
	35	167	Andrii	UKR	32	174	213.74 km	6:42	9:36	11:44	-43 LAP
	36	98	Eddie	IRL	55	174	213.13 km	6:44	7:07	08:43	-43 LAP
	37	1	Günter	AUT	52	174	212.74 km	6:46	5:59	07:20	-43 LAP
	38	156	Željko	SRB	40	173	212.48 km	6:44	9:55	12:07	-44 LAP



















European 24-Hour Championship

Live Leaderboard Solo

Country	Place	Bib	Name	Country	Age	Laps	Distance	RacePace/KM	LastLapPace/KM	LastLapSplit	Down
	39	155	Saša Gacik	SRB	47	172	210.71 km	6:48	9:30	11:37	-45 LAP
	40	63	Craig	GBR	41	168	205.45 km	6:57	8:41	10:38	-49 LAP
	41	106	Fausto	ITA	53	167	204.73 km	7:01	5:20	06:31	-50 LAP
	42	165	Dmytro	UKR	38	167	204.32 km	7:02	5:50	07:08	-50 LAP
	43	33	Henrik	DEN	42	166	203.18 km	7:04	9:38	11:47	-51 LAP
	44	152	José Luis	ESP	63	166	202.98 km	7:05	8:07	09:56	-51 LAP
	45	35	Thomas	DEN	47	165	202.09 km	7:04	8:35	10:29	-52 LAP
	46	9	Branislav	BIH	39	164	200.49 km	6:34	12:46	15:36	-53 LAP
	47	14	Piotr	BLR	41	159	194.72 km	7:22	9:40	11:49	-58 LAP
	48	176	Razvan	ROU	34	157	192.68 km	7:26	6:27	07:54	-60 LAP
	49	75	Florian	GER	34	156	190.79 km	5:58	27:08	33:11	-61 LAP
	50	143	Damjan	SLO	30	156	190.71 km	7:32	6:07	07:29	-61 LAP
	51	179	Claudiu	ROU	28	155	190.44 km	7:31	6:20	07:45	-62 LAP
	52	25	Jaroslav	CZE	42	155	190.15 km	7:32	9:19	11:23	-62 LAP
	53	15	Todor	BUL	42	153	187.08 km	7:41	4:57	06:03	-64 LAP
	54	122	Trajche	MKD	48	150	183.52 km	7:49	7:35	09:17	-67 LAP
	55	10	Rasim	BIH	42	149	182.19 km	7:53	10:45	13:09	-68 LAP
	56	136	Adam	POL	44	148	181.40 km	7:55	5:09	06:18	-69 LAP
	57	3	Heinz-Jürge	AUT	49	146	179.49 km	7:56	4:54	06:00	-71 LAP
	58	11	Leanid	BLR	56	146	179.19 km	8:00	8:18	10:09	-71 LAP





















European 24-Hour Championship

Live Leaderboard Solo

Country	Place	Bib	Name	Country	Age	Laps	Distance	RacePace/KM	LastLapPace/KM	LastLapSplit	Down
	59	22	Ondřej	CZE	35	144	176.09 km	8:07	14:20	17:31	-73 LAP
	60	100	Alexander	IRL	43	143	175.53 km	8:09	11:43	14:19	-74 LAP
	61	180	Mihai Vlad	ROU	34	143	175.33 km	8:11	9:30	11:37	-74 LAP
	62	13	Anatoli	BLR	58	143	175.16 km	8:12	8:28	10:21	-74 LAP
	63	45	Piero	FRA	49	143	174.89 km	8:10	9:44	11:54	-74 LAP
	64	55	Juha	FIN	47	142	174.28 km	8:14	7:22	09:00	-75 LAP
	65	27	Pavel	CZE	50	137	167.89 km	8:33	5:40	06:56	-80 LAP
	66	164	Valerii	UKR	56	137	167.68 km	8:34	10:43	13:06	-80 LAP
	67	68	James	GBR	35	136	166.33 km	5:54	14:57	18:17	-81 LAP
	68	168	Volodymyr	UKR	67	135	165.28 km	8:41	13:57	17:03	-82 LAP
	69	134	Roman	POL	45	132	161.37 km	7:02	15:37	19:05	-85 LAP
	70	26	Petr Válek	CZE	43	129	158.19 km	9:02	388:45	7:55:14	-88 LAP
	71	34	Bruno	DEN	44	128	156.86 km	9:09	8:23	10:16	-89 LAP
	72	90	Levente	HUN	35	125	152.81 km	7:29	14:00	17:07	-92 LAP
	73	84	Christos	GRE	41	124	151.88 km	9:11	409:17	8:20:21	-93 LAP
	74	6	Jan Spitael	BEL	53	123	150.36 km	6:43	11:06	13:35	-94 LAP
	75	166	Igor Mudryk	UKR	44	117	143.42 km	9:57	11:36	14:11	-100 LAP
	76	146	Rubén	ESP	40	116	141.87 km	5:57	49:57	1:01:04	-101 LAP
	77	87	Ármin Bene	HUN	30	115	140.58 km	6:56	77:11	1:34:21	-102 LAP
	78	56	Tomi	FIN	32	115	140.58 km	6:59	31:03	37:57	-102 LAP



European 24-Hour Championship

Live Leaderboard Solo

Country	Place	Bib	Name	Country	Age	Laps	Distance	RacePace/KM	LastLapPace/KM	LastLapSplit	Down
	79	116	Nilovs	LAT	43	107	131.35 km	7:10	8:34	10:29	-110 LAP
	80	177	David	ROU	25	106	130.33 km	11:00	5:56	07:16	-111 LAP
	81	77	Stefan	GER	51	103	126.12 km	11:07	11:32	14:06	-114 LAP
	82	66	Pat	GBR	46	103	125.99 km	5:58	24:10	29:33	-114 LAP
	83	123	Viktor	MKD	41	101	123.62 km	11:34	10:57	13:24	-116 LAP
	84	163	Oleksandr	UKR	42	99	121.02 km	5:59	12:19	15:04	-118 LAP
	85	2	Andreas	AUT	49	97	118.58 km	6:35	10:27	12:47	-120 LAP
	86	115	Pleite Vilnis	LAT	46	95	116.13 km	6:31	7:24	09:03	-122 LAP
	87	150	Ginés	ESP	45	93	113.76 km	6:24	13:24	16:23	-124 LAP
	88	162	Çelikbaş	TUR	42	93	113.69 km	5:44	7:50	09:34	-124 LAP
	89	178	Bogdan	ROU	31	92	112.71 km	12:44	515:03	10:29:39	-125 LAP
	90	104	Nicola	ITA	49	92	112.59 km	12:21	566:41	11:32:46	-125 LAP
	91	8	Mirsad	BIH	44	89	108.80 km	7:14	24:00	29:20	-128 LAP
	92	12	Uladzimir	BLR	54	84	103.05 km	13:57	7:52	09:37	-133 LAP
	93	4	Georg	AUT	48	83	101.46 km	11:34	6:33	08:01	-134 LAP
	94	127	Joar Flynn	NOR	52	82	100.24 km	5:39	11:11	13:40	-135 LAP
	95	92	Tamás	HUN	38	80	97.80 km	6:16	12:50	15:42	-137 LAP
	96	40	Ragnar	EST	25	66	80.68 km	6:45	6:28	07:55	-151 LAP
	97	114	Dudels	LAT	54	62	75.79 km	7:05	7:49	09:34	-155 LAP
	98	149	Xabier	ESP	37	59	72.12 km	5:37	7:54	09:39	-158 LAP

European 24-Hour Championship

Live Leaderboard Solo

Country	Place	Bib	Name	Country	Age	Laps	Distance	RacePace/KM	LastLapPace/KM	LastLapSplit	Down
	99	120	Aidas	LTU	47	54	66.61 km	21:32	797:12	16:14:34	-163 LAP
	100	24	Martin	CZE	40	53	65.28 km	21:07	808:21	16:28:13	-164 LAP